

Catalog #:	
Project :	
Type :	Date:
Notes:	

LED Commercial Down Light (New Construction/Retrofit)

TL-SPDL1ECO™ SERIES

DESCRIPTION

Interchangeable Reflector Commercial Downlight engineered for demanding commercial applications. Save up to 80% in energy cost. 100% Mercury & Lead Free.

APPLICATIONS

Ideal for lighting malls, hospitals, hotels, and retail spaces. Replaces CFL & HID or Incandescent downlights for higher energy savings & aesthetics.



QUICK SHIP:

- | | | |
|-----------------------|-----------------------|-----------------------|
| TL-SPDL1ECO-4-10W-35K | TL-SPDL1ECO-4-10W-40K | TL-SPDL1ECO-4-10W-50K |
| TL-SPDL1ECO-6-15W-35K | TL-SPDL1ECO-6-15W-40K | TL-SPDL1ECO-6-15W-50K |
| TL-SPDL1ECO-8-20W-35K | TL-SPDL1ECO-8-20W-40K | TL-SPDL1ECO-8-20W-50K |

Specification Features



Controls / Dimming

High quality isolated driver; 0 – 10V Dimming; Flicker free. Frosted Lens and Non-IC, and rated for damp locations. Beam angle is 85°.

Warranty

5 Years Limited Warranty. See warranty documentation for more information.

Certification

It complies with UL & cUL certification, Energy Star Rated, and FCC.

Installation / Mounting

LED recessed downlight retrofit is supplied with a quick connect-case and conduit to make an easy connection to an existing recessed fixture frame junction box. Instant start w/NO humming.

Ordering Information

Example: TL-SPDL1ECO-4-20W-35K

TL	SPDL1ECO	4	20W	35K	[BLANK]	
Brand	Series	Diameter	Nominal Wattage	Color Temp	Diffuser Type	
TL TechnoLED	SPDL1ECO Commercial Downlight Retrofit	4	10Watt	3000K	[Blank] Frosted	
		6	15 Watt	4000K		
		8	20 Watt	5000K		
[BLANK]						
Controls/Mounting/Options						
			[Blank]	AC100-347V Driver		



Lighting Parameters

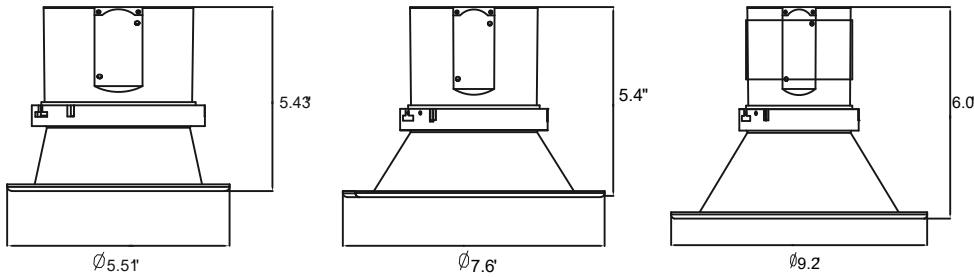
Input Voltage	AC100-347V
CCT	3500 / 4000K / 5000K
CRI	Ra>80
PF	0.90
Driver Efficiency	87%
THD	20%
Working temperature	-4°F~113°F
Storage temperature	-22°F~140°F
IP Rating	IP20

SPDL1ECO-4 Inch		SPDL1ECO-6 Inch		SPDL1ECO-8 Inch	
10W	750 lm (75 lm/w)	10W	750 lm (75 lm/w)	10W	750 lm (75 lm/w)
15W	1200 lm (80 lm/w)	15W	1245 lm (83 lm/w)	15W	1275 lm (85 lm/w)
20W	1600 lm (80 lm/w)	20W	1640 lm (82 lm/w)	20W	1720 lm (86 lm/w)

Product Features

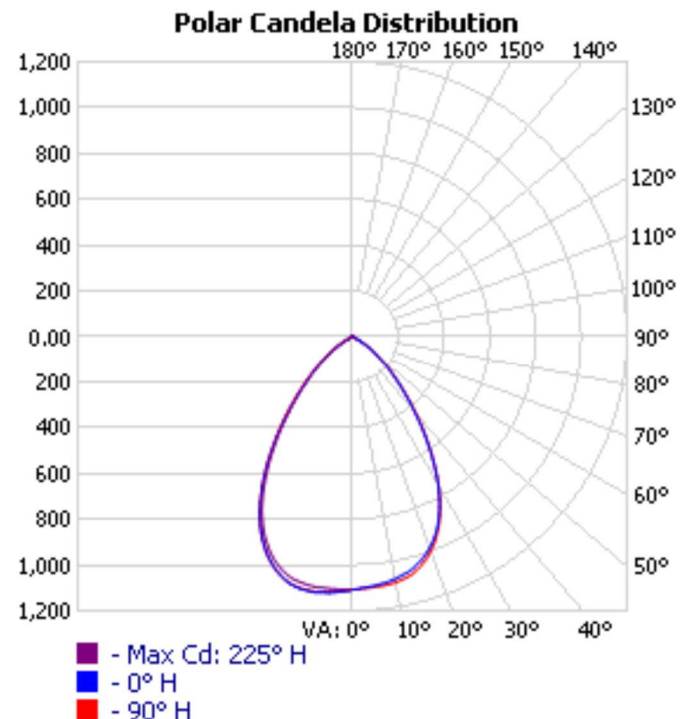
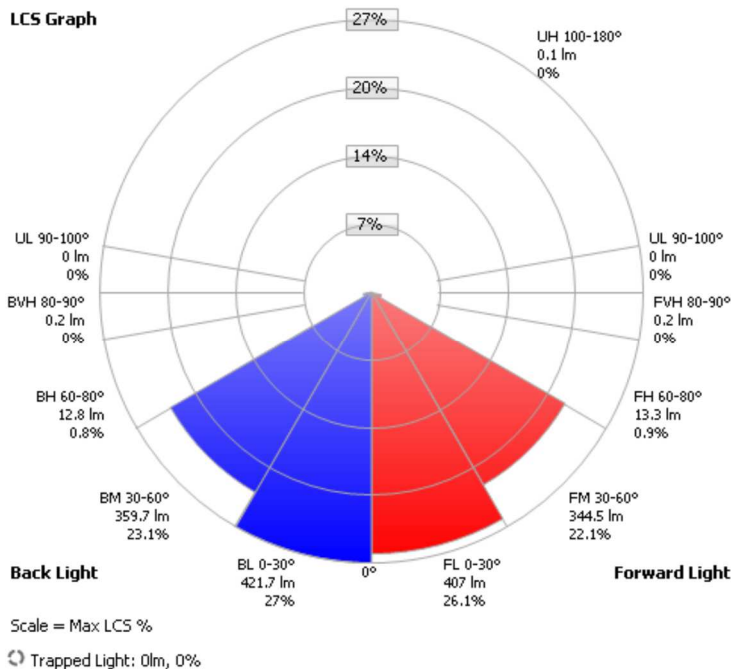
- Dimmable to 5% with most Lutron and Leviton 0-10V dimmers. Recommended DVTV(LUTRON),IP710(LEVITON)
- Non-flicker driver optional.
- Comfortable diffused light, no dark area.
- Quick connector ,Pre-wired conduit for easy installation.
- Replacing traditional 4", 6", and 8"CFL, HID or Incandescent down lights
- Silver finish available.

Product Dimension



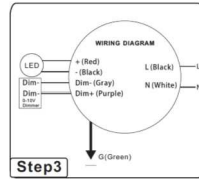
Part Number	L	W	H
TL-SPDL1ECO-4"	5.51"	5.51"	5.43"
TL-SPDL1ECO-6"	7.60"	7.60"	5.40"
TL-SPDL1ECO-8"	9.20"	9.20"	6.00"

Photometric data



Installation Instruction

- Step 1:** Open a hole in the ceiling
 4 fits 4.7" min. to 5.2" max.
 6 fits 6.0" min. to 7.3" max.
 8 fits 7.4" min. to 8.9" max.
- Step 2:** To move out the cover of the luminaire, press the both sides which contain knockout holes (insert cables here) and pull out the cover upward at the same time.
- Step 3:** Connect the wires. Input L connects to the black wire of the luminaire, N connects to the white wire, the ground connects to the green wire. (Connect 0-10V dimmer) The driver PUR(D+) to the dimmer +(PUR), and the driver GRY(D-) to the dimmer-(GRY).
 Apply method to: TL-SPDL1ECO-X-10W-XXK, TL-SPDL1ECO-X-15W-XXK, & TL-SPDL1ECO-X-20W-XXK.
- Step 4:** Turn the arrow above the cover to the knockout direction, close it until it's tightened.
- Step 5:** Tighten up the spring to install the downlight to the ceiling and adjust the position.



IMPORTANT SAFETY INFORMATION. READ AND FOLLOW ALL SAFETY INSTRUCTIONS.

Suitable for Damp location. Access above ceiling required. Suitable for suspended ceilings

1. Consult a qualified electrician to ensure correct branch circuit conductor.
2. The product should be installed and operated by a qualified electrician or technician in accordance with relevant local codes.
3. Risk of electric shock. Ensure that main power source is off when wiring or soldering the sections of the product
4. Before installing this fixture or doing any maintenance, make sure to turn off the power supply at the circuit breaker or fuse box.
5. Check to make sure that all fixture connections have been properly made and the fixture is grounded to avoid potential electrical shocks.
6. Designed for use in AC120-347V, 50/60Hz, 0-10V dimming, protected circuit.

Product and Packing Information

Model	Outer Carton Size (L×W×H)	Qty/Carton (pcs.)	N.W./Ctn (lbs.)	G.W./Ctn (lbs.)
TL-SPDL1ECO-4	34.5" x 23.5" x 12.0"	6 pcs.	1.0 lbs.	6.6 lbs.
TL-SPDL1ECO-6	34.5" x 23.5" x 12.0"	6 pcs.	1.0 lbs.	6.6 lbs.
TL-SPDL1ECO-8	34.5" x 23.5" x 12.0"	6 pcs.	1.0 lbs.	6.6 lbs.

Lumen Package Information

Model	Description	Input Watts	Delivered Lumens	Universal Voltage (VAC)	Max Line Current (Amp) @ 120 - 277	THD	Power Factor	Weight
TL-SPDL1ECO-4	Commercial Downlight (4 Inch, 6 Inch, & 8 Inch)	10	750	120-347V	0.1A	≤20%	>0.9	0.5 lbs.
TL-SPDL1ECO-6	Commercial Downlight (4 Inch, 6 Inch, & 8 Inch)	15	1,275	120-347V	0.15A	≤20%	>0.9	0.5 lbs.
TL-SPDL1ECO-8	Commercial Downlight (4 Inch, 6 Inch, & 8 Inch)	20	1,720	120-347V	0.2A	≤20%	>0.9	0.5 lbs.

