

|            |       |
|------------|-------|
| Catalog #: |       |
| Project :  |       |
| Type :     | Date: |
| Notes:     |       |

## LED UFO Round High Bay

TL-RHB1™ Series

### DESCRIPTION

Industry Leading in high ambient temperatures and designed to withstand moisture, dust, and airborne contaminants. 100% Mercury & Lead Free.

### APPLICATIONS

Ideal for lighting warehouses, pools, gymnasiums, and industrial spaces. Replaces Metal Halide & Fluorescent High Bays for energy efficiency.

### QUICK SHIP:

TL-RHB10-100W-110-H1-50K  
 TL-RHB15-150W-110-H-50K  
 TL-RHB24-200W-110-H-50K  
 TL-RHB24-240W-110-H1-50K



### Specification Features

#### Construction

Professional light distribution optics, high light reflectivity reflectors, 90 /110 beam angle available; The lens pass rate is over 90%. Pure aluminum shell is lighter weight and provides better heat dissipation when compared to die-casting aluminum.

#### Optical System

Excellent Optic design, greatly improved the light utilization and evenness.

#### Warranty

7 Years Limited Warranty. See warranty documentation for more information.

#### Electrical

High efficiency LED Driver, with wide input voltage range from AC100-277V & AC277V-480V(1-10V light); Song Sheng Electronic Driver, 2835 Samsung and HONGLI LED Chips. Fin design, advective holes and grooves in each fin, provide efficiency for superior heat dissipation.

#### Certification

It complies with UL certification, safe and reliable.

#### Installation / Mounting

Wall Pack comes standard mounting plate for quick and easy installation

#### Shipping

Light weight and small size, save about half shipping costs.

### Ordering Information

Example: TL-RHB1-100W-110-H1-50K

| TL                     | RHB10                   | 100W                   | 110      | H                 | 50K        | [BLANK]                          |                                  |   |
|------------------------|-------------------------|------------------------|----------|-------------------|------------|----------------------------------|----------------------------------|---|
| <b>Brand</b>           | <b>Series — Wattage</b> | <b>Nominal Wattage</b> |          | <b>Beam Angle</b> |            | <b>Lumens Pkg.</b>               | <b>Color Temp</b>                | <b>Dimming/Hz</b>                                   |
| <b>TL</b><br>TechnoLED | <b>RHB210</b>           | <b>100W</b>            | 100 Watt | <b>90</b>         | 90° Angle  | <b>H</b> 140 Lm/W                | <b>40K</b> 4000K                 | <b>[Blank]</b><br>0-10V Continuous Dimming, 50/60Hz |
|                        | RHB210 - 100W           | <b>150W</b>            | 150 Watt | <b>110</b>        | 110° Angle | <b>H1</b> 150 Lm/W               | <b>50K</b> 5000K                 |   |
|                        | <b>RHB215</b>           | <b>200W</b>            | 200 Watt |                   |            |                                  |                                  |   |
|                        | RHB215 - 150W           | <b>240W</b>            | 240 Watt |                   |            |                                  |                                  |   |
|                        | <b>RHB220</b>           | RHB220 - 200W          |          |                   |            |                                  |                                  |   |
| <b>RHB224</b>          | RHB224 - 240W           |                        |          |                   |            |                                  |                                  |   |
|                        | UFO Round High Bay      |                        |          |                   |            |                                  |                                  |   |
| <b>[BLANK]</b>         |                         |                        |          |                   |            |                                  | <b>Controls/Mounting/Options</b> |   |
|                        |                         |                        |          | <b>[Blank]</b>    |            | Hook Type Mount                  |                                  |   |
|                        |                         |                        |          | <b>RT</b>         |            | Ring Type Mount                  |                                  |   |
|                        |                         |                        |          | <b>SMB</b>        |            | Surface Mount Bracket            |                                  |   |
|                        |                         |                        |          | <b>OS</b>         |            | On/Off Occupancy Sensor          |                                  |   |
|                        |                         |                        |          | <b>OSDL</b>       |            | Sensor w/ Daylight Harvesting    |                                  |   |
|                        |                         |                        |          | <b>EM</b>         |            | Emergency 90 min. Battery Backup |                                  |   |
|                        |                         |                        |          | <b>RE</b>         |            | Reflector                        |                                  |   |

Lighting Parameters

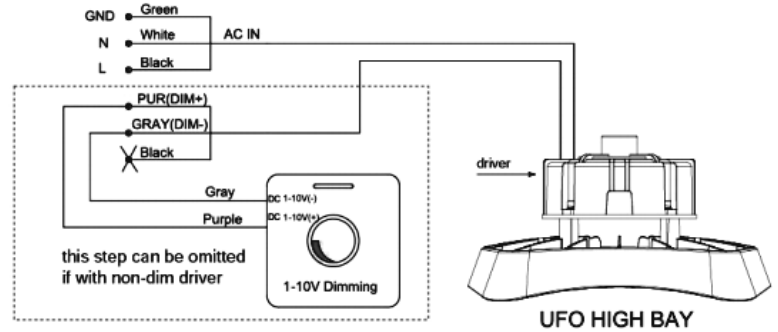
|                      |                            |
|----------------------|----------------------------|
| Input Voltage        | AC100-277V                 |
| Lamp Bead Model      | 2835 Samsung and HONGLI    |
| Mounting             | Hook Type or Ring Type     |
| LED Driver           | Sosen                      |
| CCT                  | 5000K                      |
| CRI                  | Ra>84                      |
| Lighting efficacy    | 130LM/W & 150LM/W          |
| PF                   | >0.90                      |
| Beam Angle           | 110°                       |
| Input Current        | 0.22A / 0.3A / 0.4A / 0.8A |
| Working temperature  | -4°F~122°F                 |
| Storage temperature  | -22°F~122°F                |
| Environment Location | Wet Location               |
| Life Span            | ≥50000H                    |
| Lamp Shell           | Black                      |

Wiring Connection

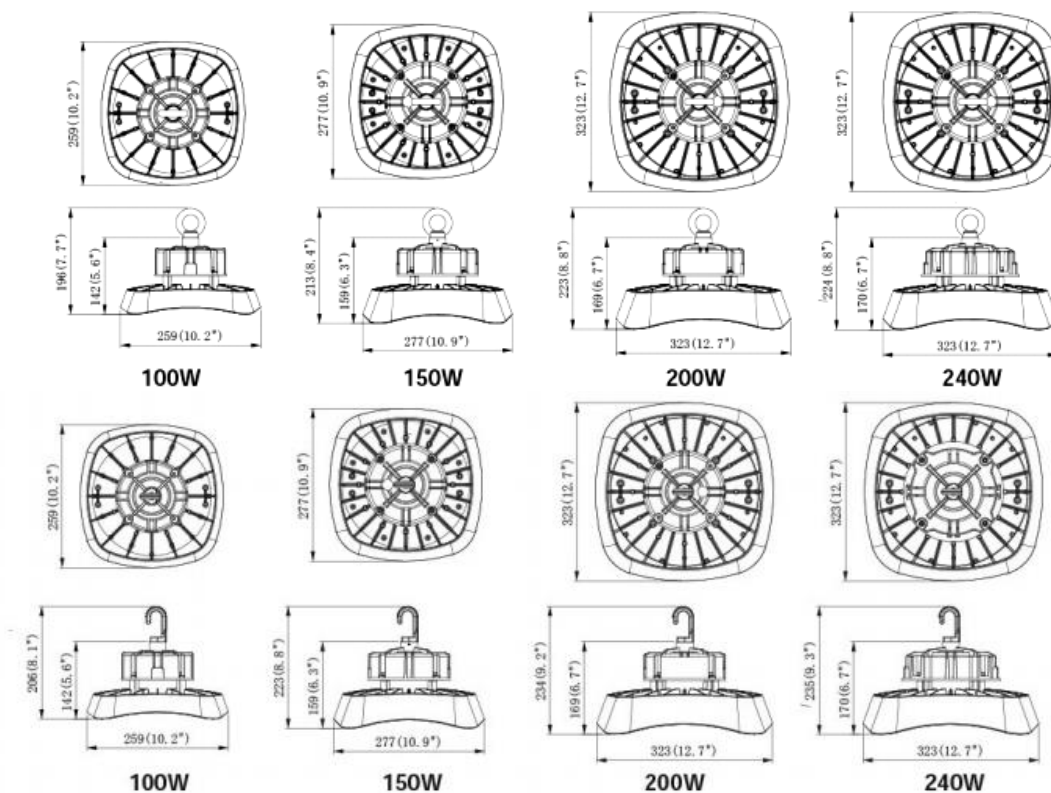
Turn off the power, connect AC wire. black wire to L, white wire to N, and green wire to E.

Dimmer connection ( With dimmable driver.)

1. Compatible with 1-10V dimming.
2. Connect Wires as below, purple wire is D+, gray wire is D-, cap black wire.



Product Dimension



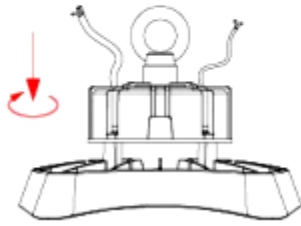
Packing Information

| Power | Outer Carton Size (L×W×H)           | Qty/Carton (pcs.) | N.W./Ctn (lbs.) | G.W./Ctn (lbs.) |
|-------|-------------------------------------|-------------------|-----------------|-----------------|
| 100W  | 330*330*220mm (12.99**12.99**8.66") | 1 pcs.            | 12.3 lbs.       | 16.5 lbs.       |
| 150W  | 350*350*240mm (13.78**13.78**9.45") | 1 pcs.            | 16.8 lbs.       | 21.8 lbs.       |
| 200W  | 395*395*250mm (15.55**15.55**9.84") | 1 pcs.            | 21.8 lbs.       | 27.1 lbs.       |
| 240W  | 395*395*250mm (15.55**15.55**9.84") | 1 pcs.            | 24.0 lbs.       | 29.3 lbs.       |

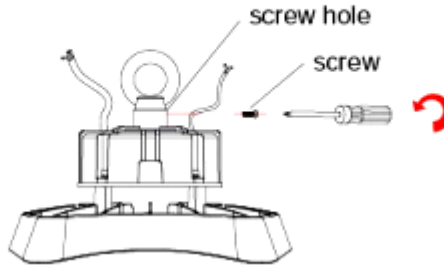
Installation Instruction

Ring Type

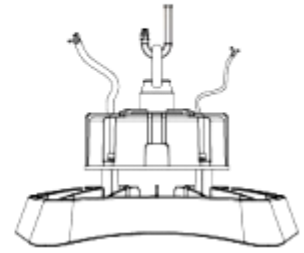
1.Lock the ring.



2.Tighten the screw.  
(This step can be omitted if there is no screw hole.)

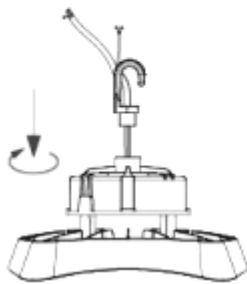


3.Hang up the light.

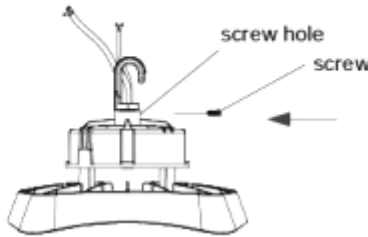


Hook Type

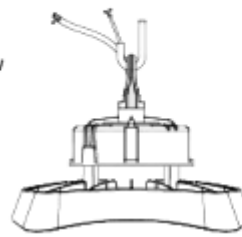
1.Lock the hook.



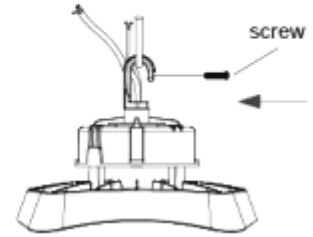
2.Tighten the screw.  
(This step can be omitted if there is no screw hole.)



3.Hang up the light.

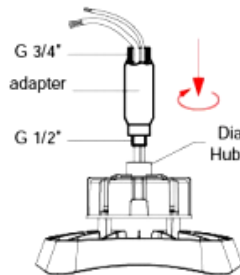


4.Lock the screw.

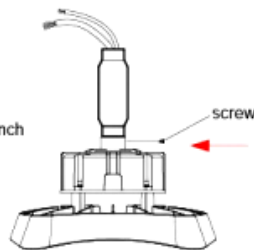


The one with hook can be installed with hanger pole

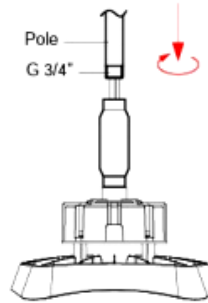
1. Lock the adapter .



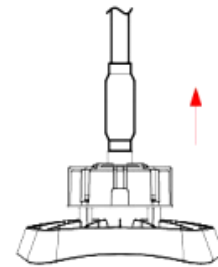
2.Tighten the screw.  
(This step can be omitted if there is no screw hole.)



3.Fix the pole to the adapter by rotating.



4.Hang up the light.



Product Information

| DLC Model                 | Description | Watts | Lumens | Voltage | THD    | PF   | Weight     | DLC Product ID # |
|---------------------------|-------------|-------|--------|---------|--------|------|------------|------------------|
| TL-RHB210-100W-110-H1-XXK | UFO Highbay | 100   | 15,174 | 100-277 | 15%    | >0.9 | 10.34 lbs. | PL9QYYHRQK4I     |
| TL-RHB215-150W-110-H-XXK  | UFO Highbay | 150   | 19,655 | 100-277 | 12.24% | >0.9 | 12.54 lbs. | PL8JBUPD9W3R     |
| TL-RHB220-200W-110-H-XXK  | UFO Highbay | 200   | 26,588 | 100-277 | 8.32%  | >0.9 | 17.64 lbs. | PL6HXTIE6YHR     |
| TL-RHB210-240W-110-H1-XXK | UFO Highbay | 240   | 36,488 | 100-277 | 15%    | >0.9 | 12.54 lbs. | PLDS7A4MPAUY     |

